


Installation Guide

for Quickclean 2® (00465204956-xx) systems



1

Identify the nozzle in the pool by referring to the RetroJet Nozzle Matrix (On back)



4

Place the selected cap over the the top of the RetroJet nozzle and press firmly against a hard surface. You will hear a snap when the pieces have properly locked together.



2

Use removal tool made for existing nozzle to remove one nozzle at a time by rotation 1/4 turn counter clockwise to unlock. The system is hydraulically balanced, so the same size nozzle needs to go back into the appropriate hole.



5

Press the top of the complete RetroJet nozzle onto the three prongs of the RetroJet installation tool. Guide the nozzle into the hole in the pool floor and then rotate clockwise 1/4 turn to lock in place.



3

Check the size of the opening on the existing nozzle and then select the closest RetroJet cap from the pack of three provided in the replacement kit.



6

Allow the nozzle to cycle through the cleaning process to ensure that it was installed properly.

OLD PIC
(TOP AND SIDE VIEW)

RETROJET™ FOR THE FOLLOWING
NOZZLE SYSTEMS

NEW PIC
(RENDERING)


PART
NUMBER



A&A QUIKCLEAR 1®
NOZZLE REPLACEMENT*
(APPROXIMATE RELEASE DATE 1981)

01 WHITE 03 BLACK 07 BEIGE
09 CREAM 10 MEDIUM GRAY

Nozzle Removal Tool 004-652-5421-00



AVAILABLE
11/1/07

004-652-4955-XX



A&A QUIKCLEAR 2®
NOZZLE REPLACEMENT*
(APPROXIMATE RELEASE DATE 1992)

01 WHITE 03 BLACK 07 BEIGE
09 CREAM 10 MEDIUM GRAY

Nozzle Removal Tool 004-652-5422-00



AVAILABLE
NOW


004-652-4956-XX



A&A QUIKCLEAR GAMMA 2®
NOZZLE REPLACEMENT*
(APPROXIMATE RELEASE DATE 2004)

01 WHITE 03 BLACK 07 BEIGE
09 CREAM 10 MEDIUM GRAY

Nozzle Removal Tool 004-652-5423-00



AVAILABLE
11/1/07

004-652-4957-XX



CARETAKER 99®
NOZZLE REPLACEMENT
(APPROXIMATE RELEASE DATE 1991)

01 WHITE 02 GRAY 03 BLACK 04 TAUPE
08 LT. GRAY 09 CREAM 11 AQUA BLUE

Nozzle Removal Tool 004-652-5420-00



AVAILABLE
NOW

004-652-4954-XX



CARETAKER 99® THREADED
NOZZLE REPLACEMENT
(APPROXIMATE RELEASE DATE 1981)

01 WHITE 02 GRAY 03 BLACK 04 TAUPE
08 LT. GRAY 09 CREAM 11 AQUA BLUE

Nozzle Removal Tool 004-652-5420-00



AVAILABLE
11/1/07

004-652-4949-XX



NET'N'CLEAN
NOZZLE REPLACEMENT*
(APPROXIMATE RELEASE DATE 1999)

01 WHITE

Nozzle Removal Tool 004-652-5424-00



AVAILABLE
11/1/07

004-652-4945-XX